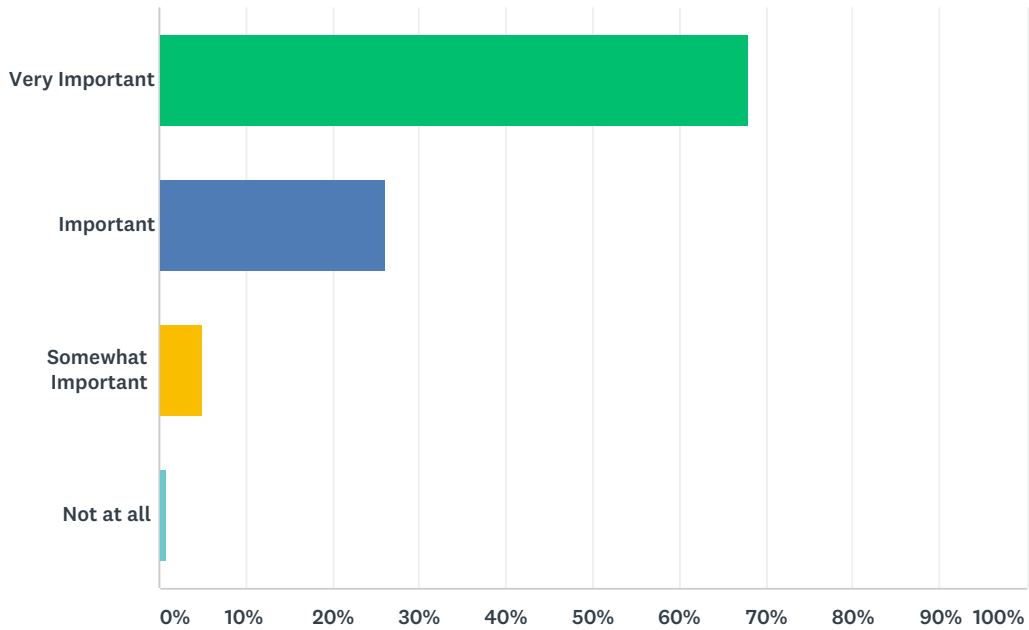


Q1 How important is recreation to you and your family?

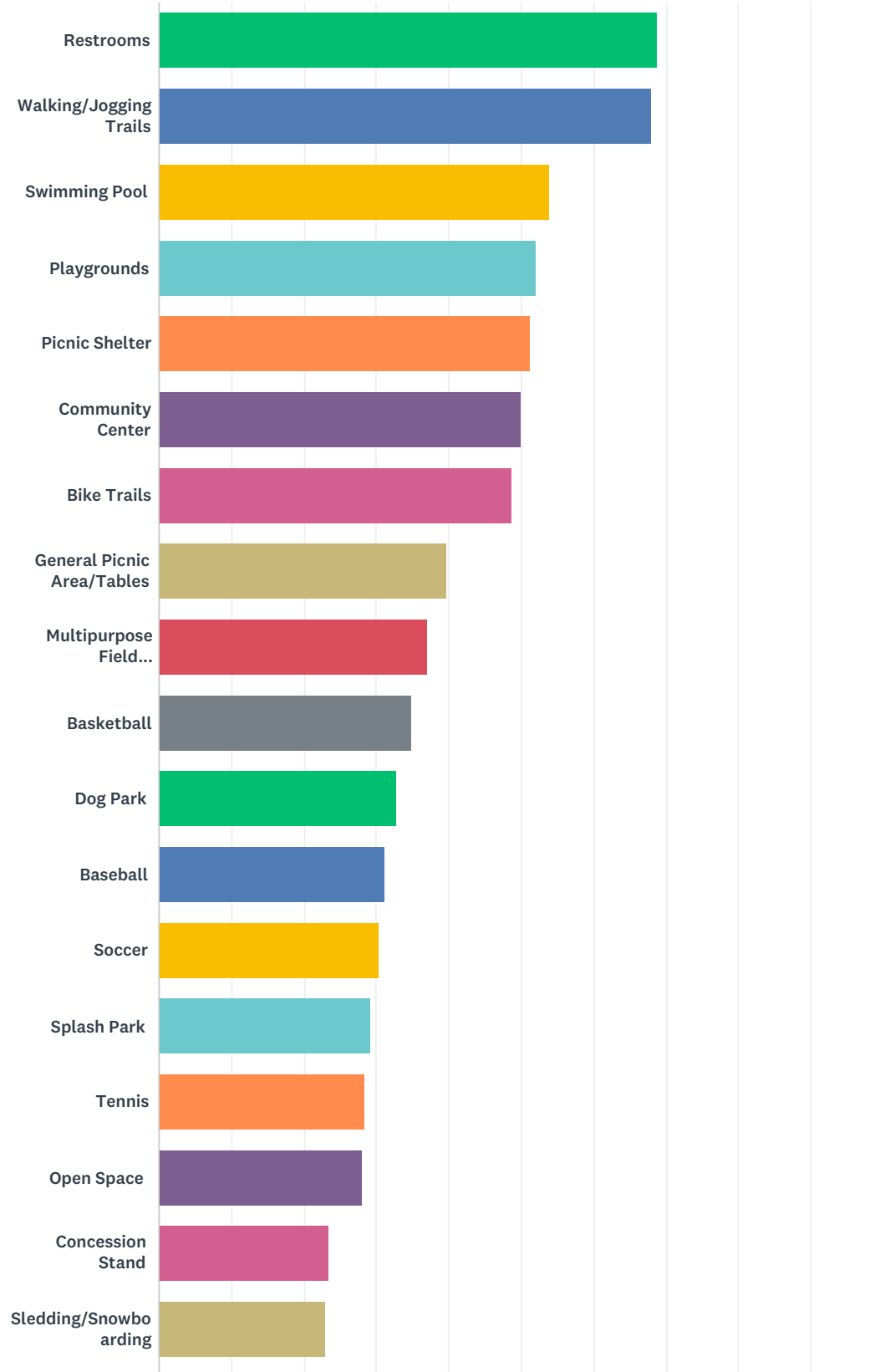
Answered: 809 Skipped: 6

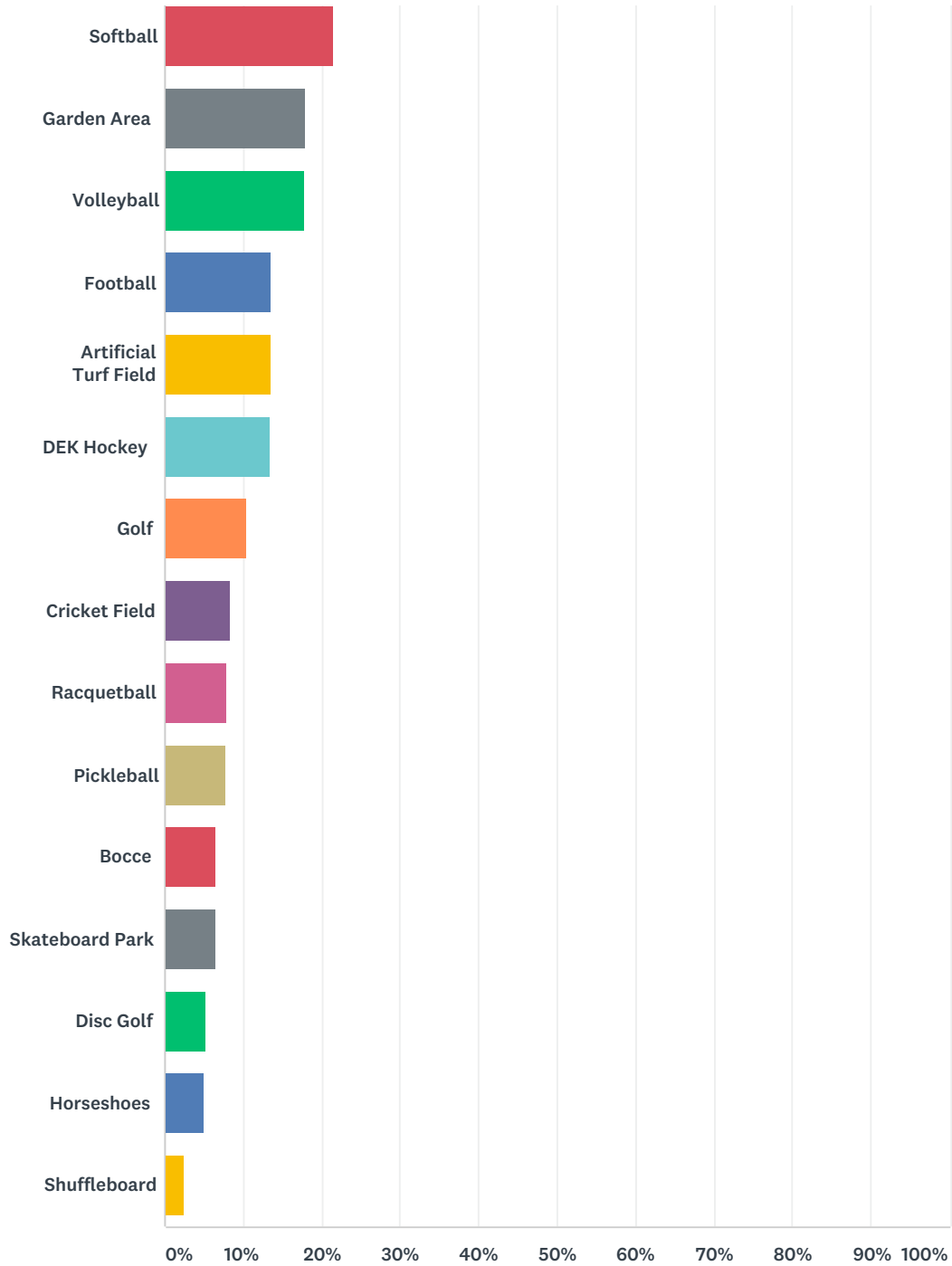


ANSWER CHOICES	RESPONSES	
Very Important	67.99%	550
Important	26.21%	212
Somewhat Important	5.07%	41
Not at all	0.74%	6
TOTAL		809

Q2 What recreational facilities do you feel are necessary to satisfy the recreational needs in your household?

Answered: 809 Skipped: 6



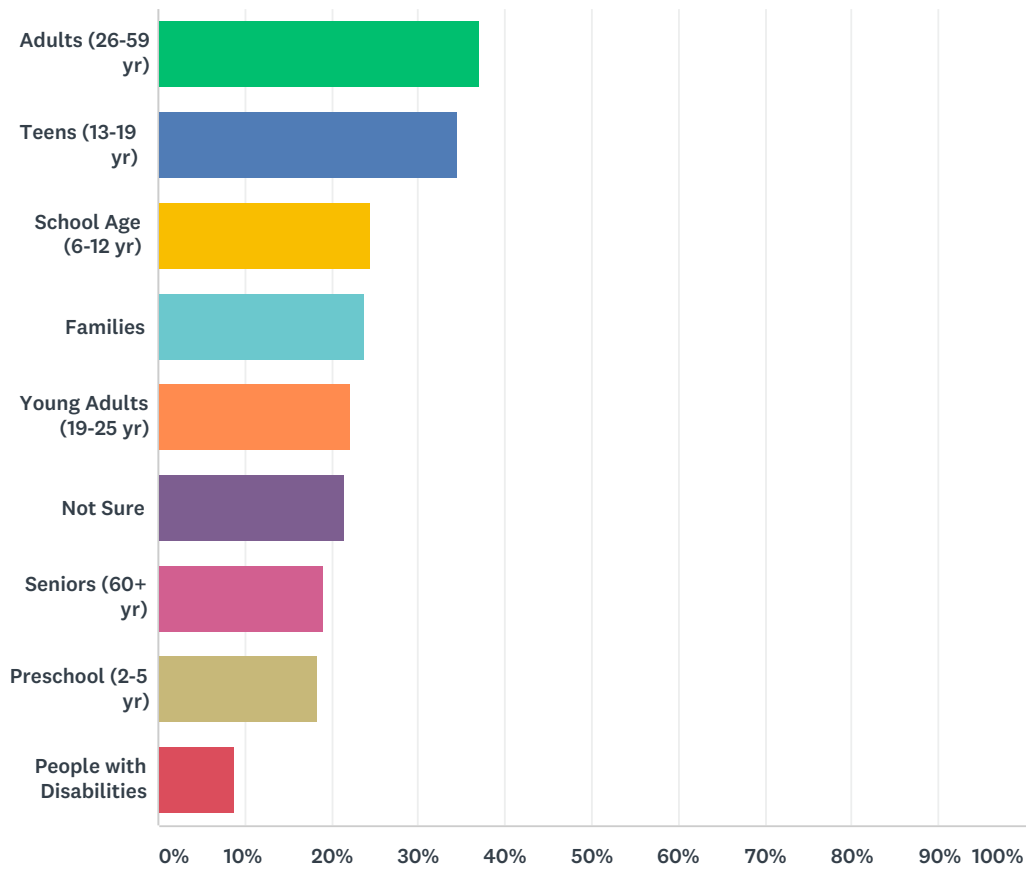


ANSWER CHOICES	RESPONSES	
Restrooms	68.73%	556
Walking/Jogging Trails	67.99%	550
Swimming Pool	54.02%	437
Playgrounds	52.16%	422
Picnic Shelter	51.30%	415
Community Center	49.94%	404

Bike Trails	48.70%	394
General Picnic Area/Tables	39.80%	322
Multipurpose Field (Football/Soccer/Lacrosse/etc.)	36.96%	299
Basketball	34.98%	283
Dog Park	32.88%	266
Baseball	31.15%	252
Soccer	30.41%	246
Splash Park	29.30%	237
Tennis	28.43%	230
Open Space	27.94%	226
Concession Stand	23.49%	190
Sledding/Snowboarding	23.11%	187
Softball	21.51%	174
Garden Area	18.05%	146
Volleyball	17.80%	144
Football	13.60%	110
Artificial Turf Field	13.60%	110
DEK Hockey	13.35%	108
Golf	10.38%	84
Cricket Field	8.41%	68
Racquetball	8.03%	65
Pickleball	7.66%	62
Bocce	6.55%	53
Skateboard Park	6.43%	52
Disc Golf	5.32%	43
Horseshoes	5.07%	41
Shuffleboard	2.60%	21
Total Respondents: 809		

Q3 Which groups do you feel are not being provided sufficient recreational activities in the Township?

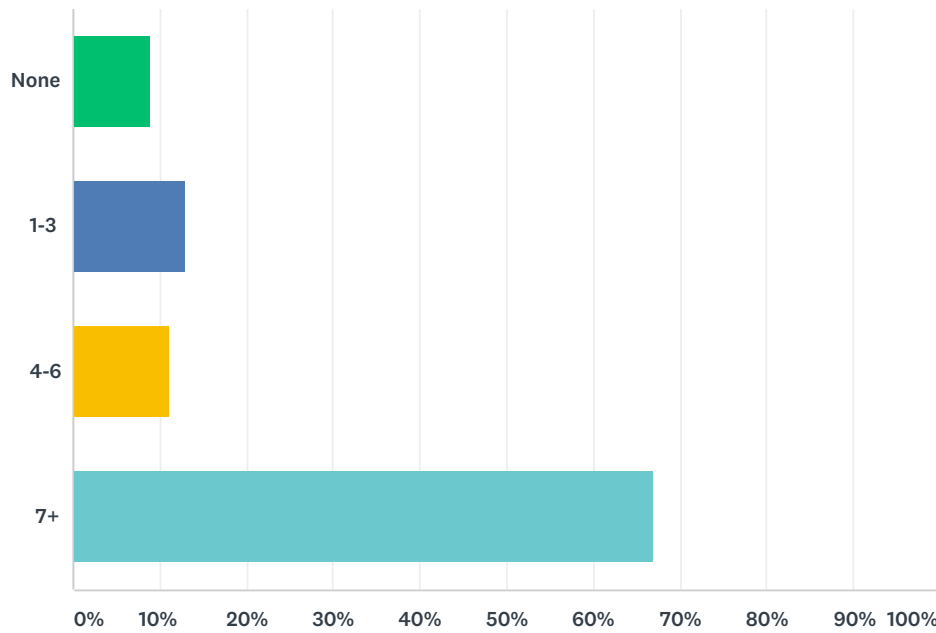
Answered: 769 Skipped: 46



ANSWER CHOICES	RESPONSES	
Adults (26-59 yr)	36.93%	284
Teens (13-19 yr)	34.59%	266
School Age (6-12 yr)	24.58%	189
Families	23.93%	184
Young Adults (19-25 yr)	22.11%	170
Not Sure	21.46%	165
Seniors (60+ yr)	18.99%	146
Preschool (2-5 yr)	18.47%	142
People with Disabilities	8.84%	68
Total Respondents: 769		

Q4 How many times per year do you or members of your household visit one of the parks within South Fayette Township?

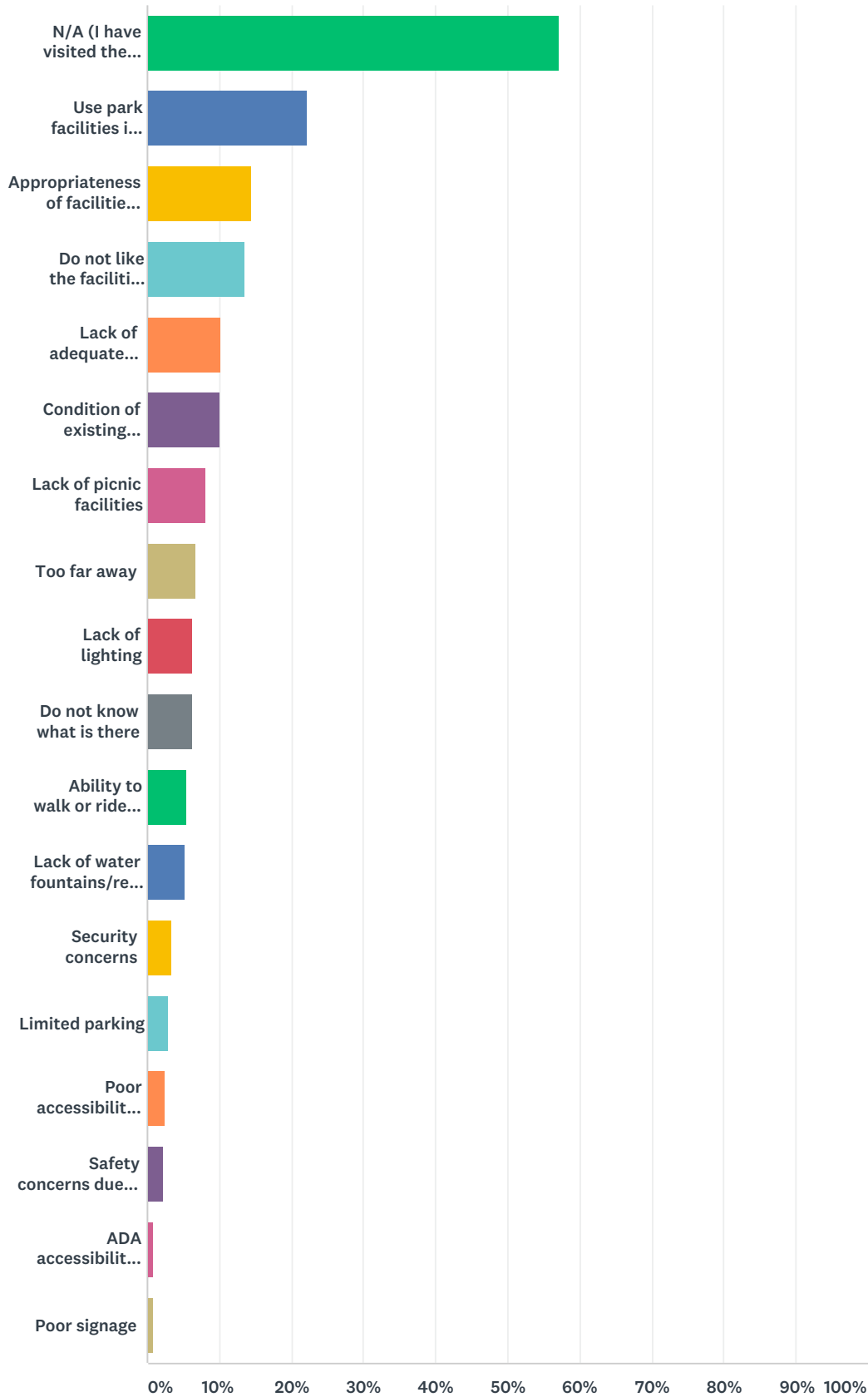
Answered: 815 Skipped: 0



ANSWER CHOICES	RESPONSES	
None	9.08%	74
1-3	12.88%	105
4-6	11.04%	90
7+	66.99%	546
TOTAL		815

Q5 If you answered "None" to question #4, tell us why you do not use the facilities within the South Fayette Township park system (check all that apply).

Answered: 271 Skipped: 544

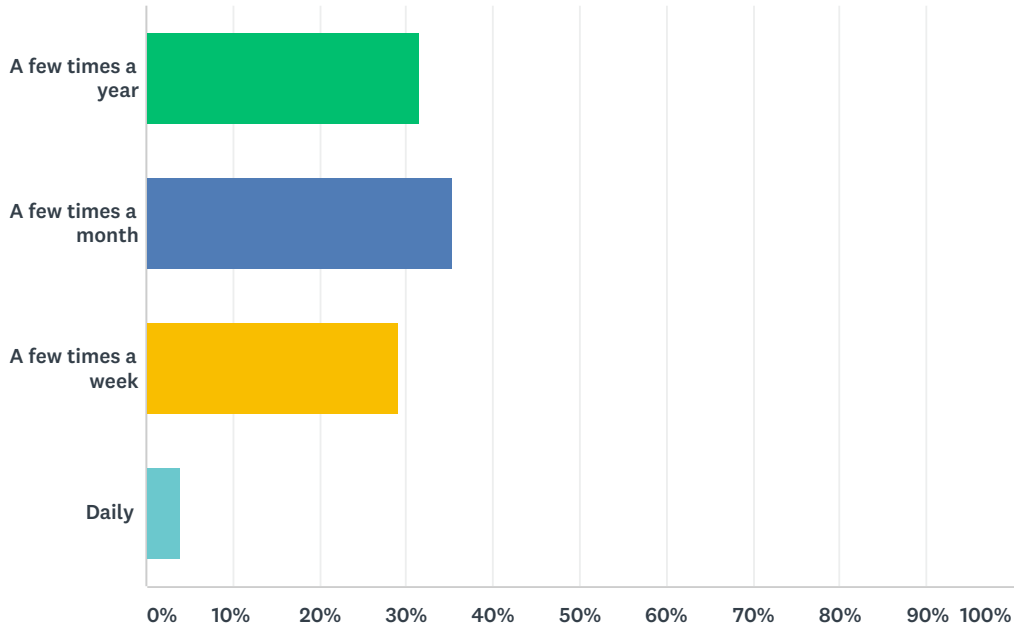


ANSWER CHOICES	RESPONSES
N/A (I have visited the parks within the last year)	57.20% 155

Use park facilities in other communities	22.14%	60
Appropriateness of facilities for your household members	14.39%	39
Do not like the facilities offered	13.65%	37
Lack of adequate restrooms	10.33%	28
Condition of existing facilities/equipment	9.96%	27
Lack of picnic facilities	8.12%	22
Too far away	6.64%	18
Lack of lighting	6.27%	17
Do not know what is there	6.27%	17
Ability to walk or ride to the park	5.54%	15
Lack of water fountains/refreshments	5.17%	14
Security concerns	3.32%	9
Limited parking	2.95%	8
Poor accessibility to the park	2.58%	7
Safety concerns due to facility or equipment	2.21%	6
ADA accessibility needs	0.74%	2
Poor signage	0.74%	2
Total Respondents: 271		

Q6 If you have been to a South Fayette park within the last year, approximately how often did you, or a member of your household, visit one of the parks within the system?

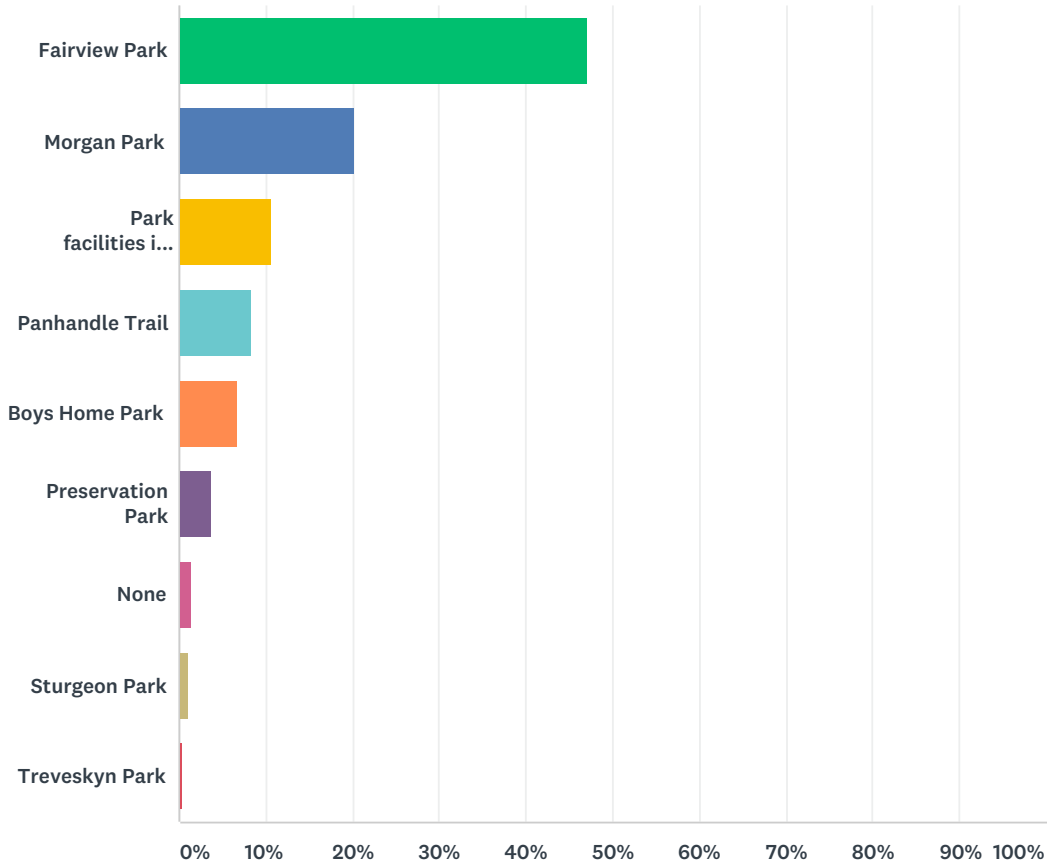
Answered: 750 Skipped: 65



ANSWER CHOICES	RESPONSES	
A few times a year	31.60%	237
A few times a month	35.33%	265
A few times a week	29.07%	218
Daily	4.00%	30
TOTAL		750

Q7 Which park do you or members of your household visit most often?

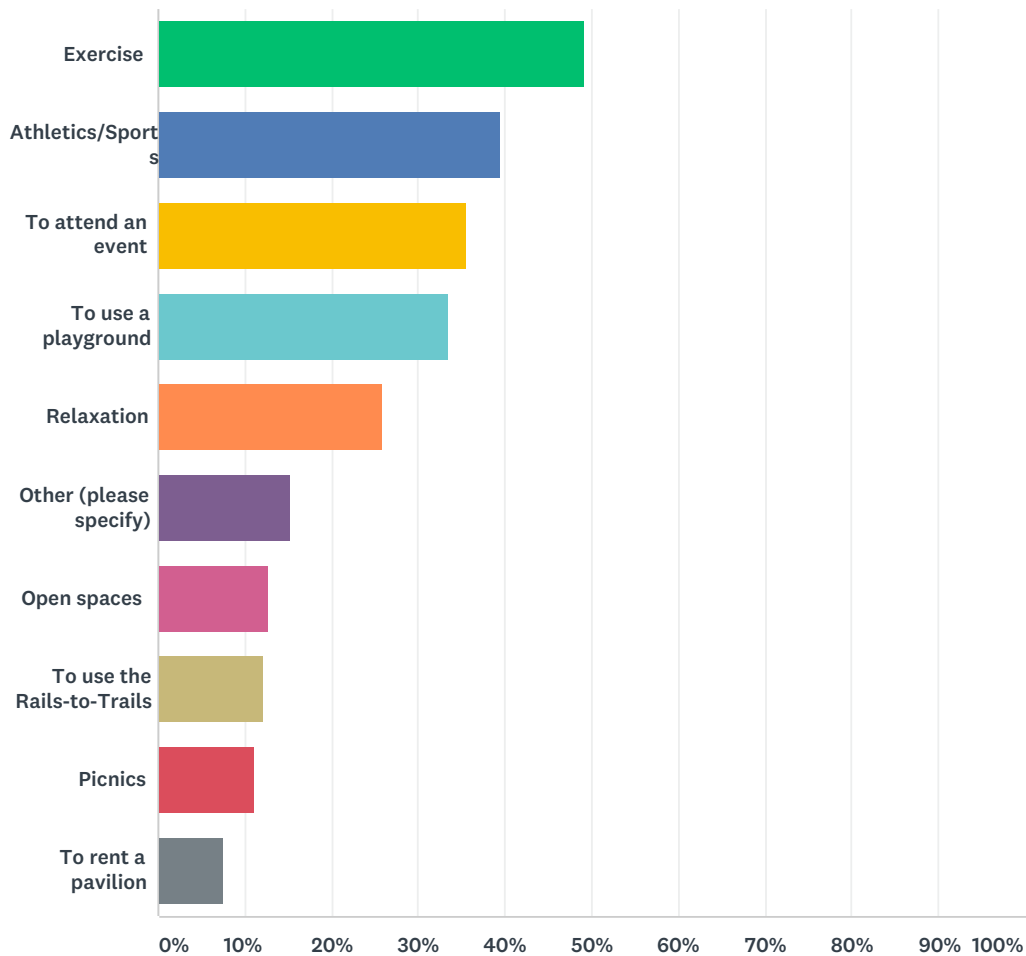
Answered: 791 Skipped: 24



ANSWER CHOICES	RESPONSES	
Fairview Park	47.03%	372
Morgan Park	20.35%	161
Park facilities in other communities	10.75%	85
Panhandle Trail	8.34%	66
Boys Home Park	6.70%	53
Preservation Park	3.79%	30
None	1.52%	12
Sturgeon Park	1.14%	9
Treveskyn Park	0.38%	3
TOTAL		791

Q8 What are your top three reasons for visiting the South Fayette Township park system?

Answered: 197 Skipped: 618

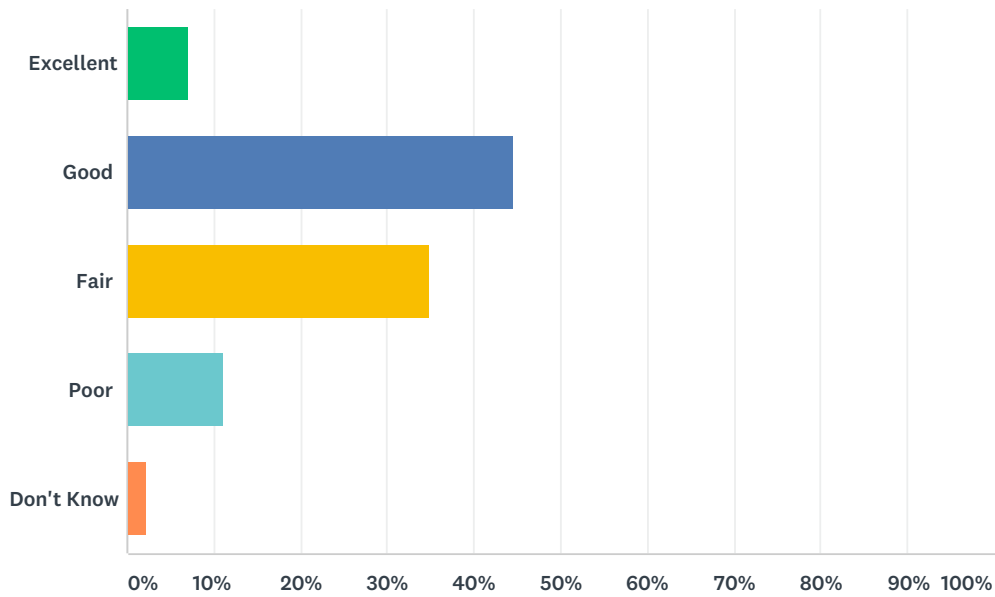


ANSWER CHOICES	RESPONSES	
Exercise	49.24%	97
Athletics/Sports	39.59%	78
To attend an event	35.53%	70
To use a playground	33.50%	66
Relaxation	25.89%	51
Other (please specify)	15.23%	30
Open spaces	12.69%	25
To use the Rails-to-Trails	12.18%	24
Picnics	11.17%	22
To rent a pavilion	7.61%	15

Total Respondents: 197

Q9 Overall, how would you rate the physical condition of the South Fayette Township park system?

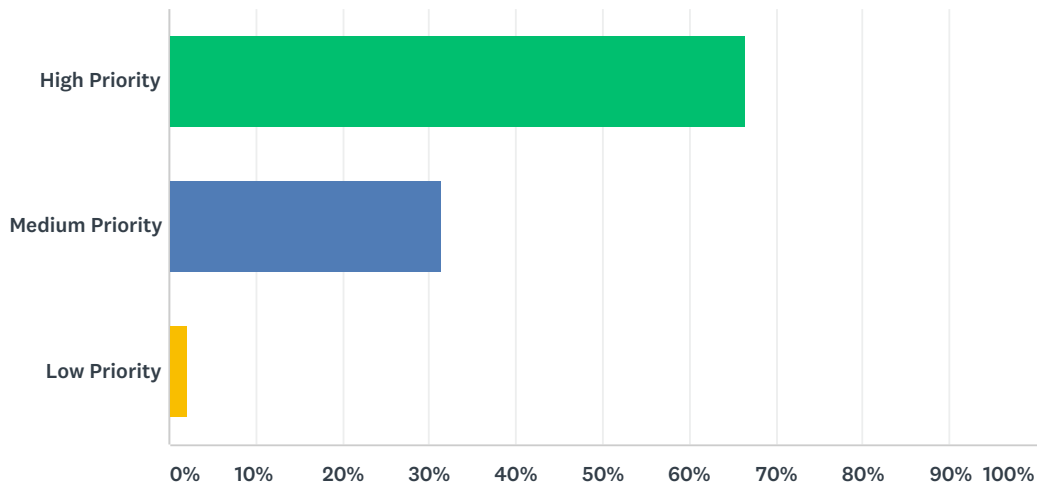
Answered: 805 Skipped: 10



ANSWER CHOICES	RESPONSES	
Excellent	7.20%	58
Good	44.47%	358
Fair	34.91%	281
Poor	11.06%	89
Don't Know	2.36%	19
TOTAL		805

Q10 What priority do you feel Township Officials should place on maintaining the parks?

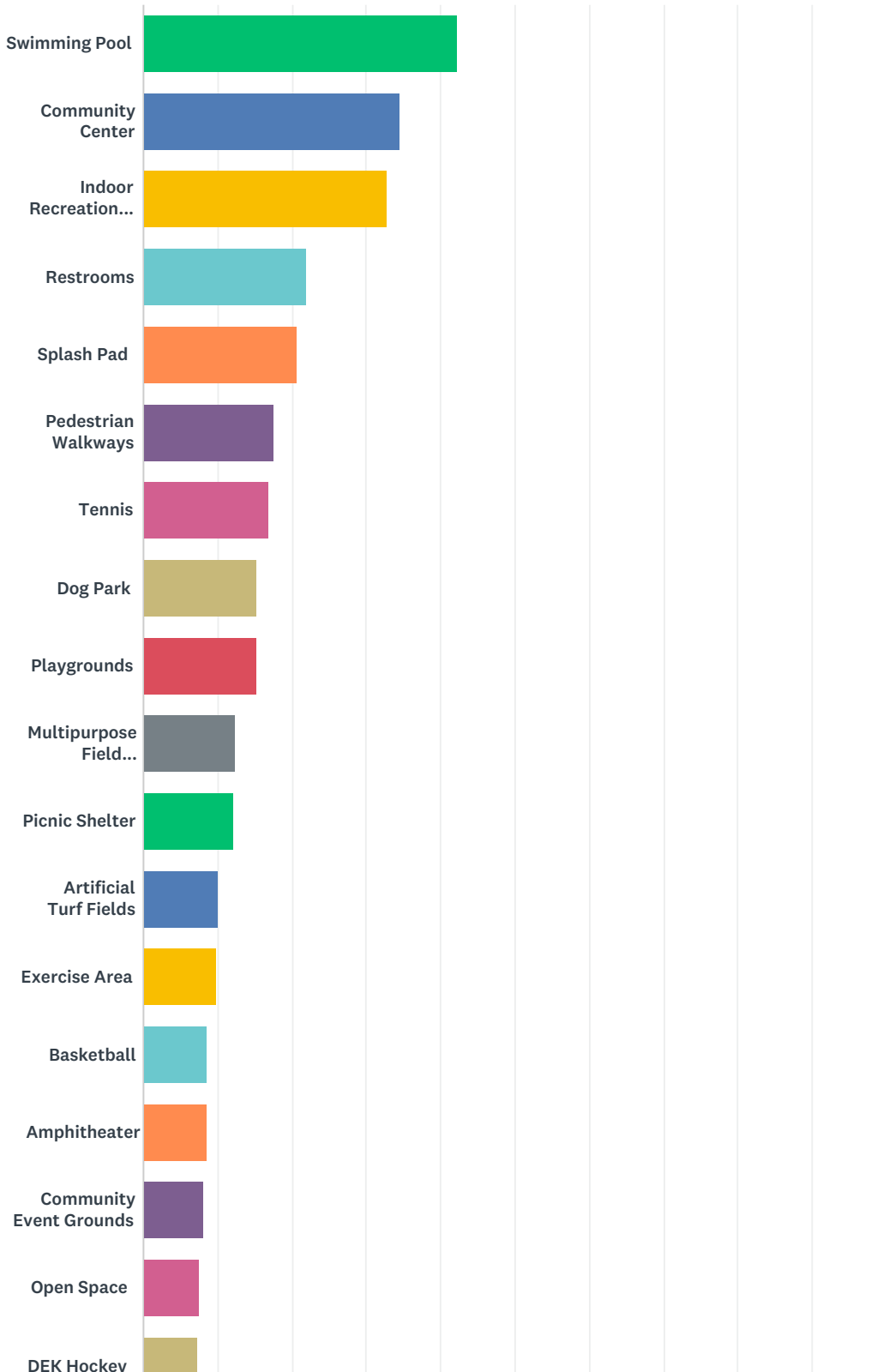
Answered: 800 Skipped: 15

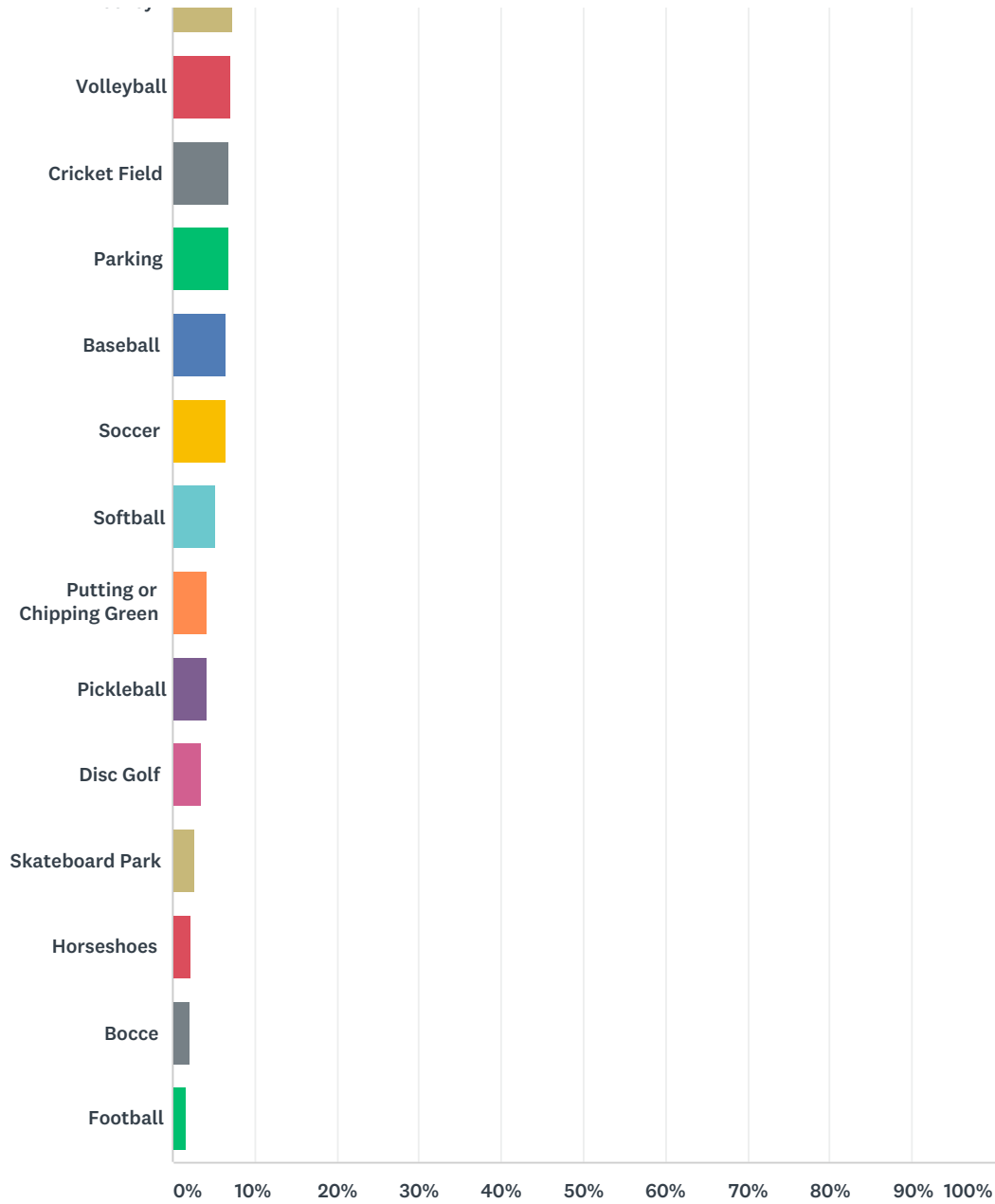


ANSWER CHOICES	RESPONSES
High Priority	66.63% 533
Medium Priority	31.37% 251
Low Priority	2.00% 16
TOTAL	800

Q11 If the park system can be further developed, which of the following facilities should be added and/or enhanced? Select your top three choices.

Answered: 799 Skipped: 16



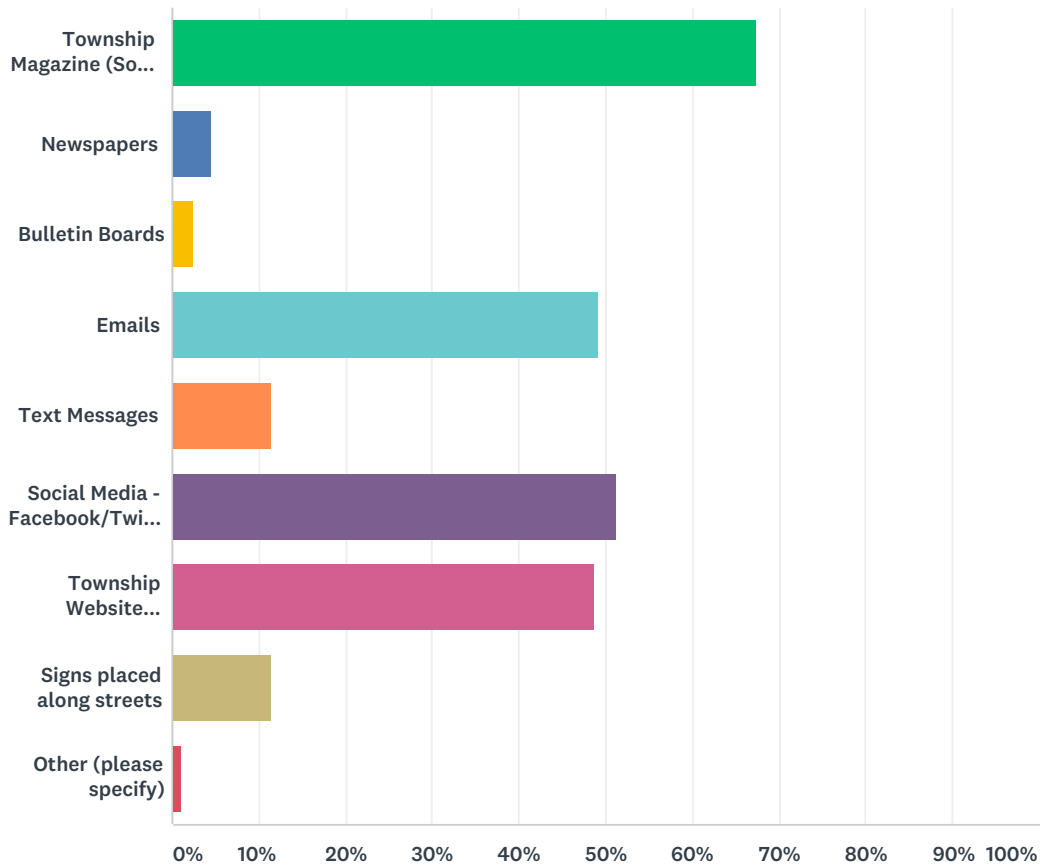


ANSWER CHOICES	RESPONSES	
Swimming Pool	42.30%	338
Community Center	34.42%	275
Indoor Recreation Center	32.79%	262
Restrooms	22.03%	176
Splash Pad	20.78%	166
Pedestrian Walkways	17.65%	141
Tennis	17.02%	136
Dog Park	15.27%	122
Playgrounds	15.27%	122

Multipurpose Field (Football/Soccer/Lacrosse/etc.)	12.39%	99
Picnic Shelter	12.14%	97
Artificial Turf Fields	10.01%	80
Exercise Area	9.89%	79
Basketball	8.51%	68
Amphitheater	8.51%	68
Community Event Grounds	8.14%	65
Open Space	7.51%	60
DEK Hockey	7.38%	59
Volleyball	7.01%	56
Cricket Field	6.88%	55
Parking	6.88%	55
Baseball	6.38%	51
Soccer	6.38%	51
Softball	5.13%	41
Putting or Chipping Green	4.26%	34
Pickleball	4.13%	33
Disc Golf	3.63%	29
Skateboard Park	2.75%	22
Horseshoes	2.25%	18
Bocce	2.00%	16
Football	1.63%	13
Total Respondents: 799		

Q12 What methods do you feel most effectively provide residents with information regarding park facilities and recreation programs offered in the Township?

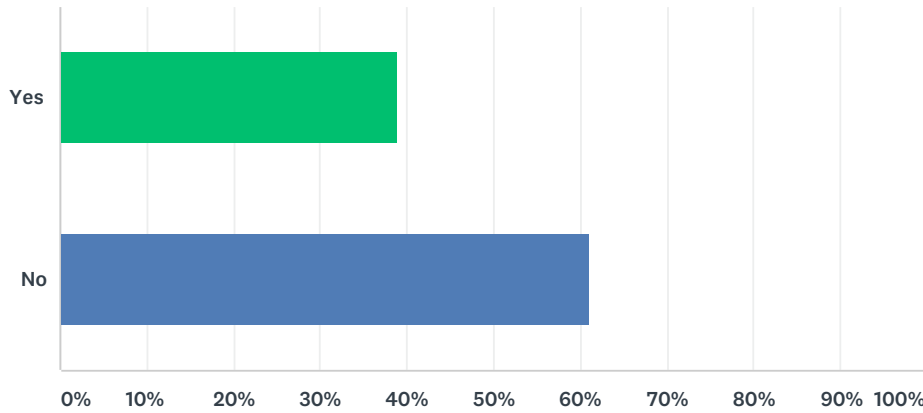
Answered: 199 Skipped: 616



ANSWER CHOICES	RESPONSES	
Township Magazine (South Fayette Connect)	67.34%	134
Newspapers	4.52%	9
Bulletin Boards	2.51%	5
Emails	49.25%	98
Text Messages	11.56%	23
Social Media - Facebook/Twitter/Other	51.26%	102
Township Website (www.SouthFayettePA.com)	48.74%	97
Signs placed along streets	11.56%	23
Other (please specify)	1.01%	2
Total Respondents: 199		

Q13 Do you or members of your family currently participate in any of the programs offered by the Township’s Recreation Department?

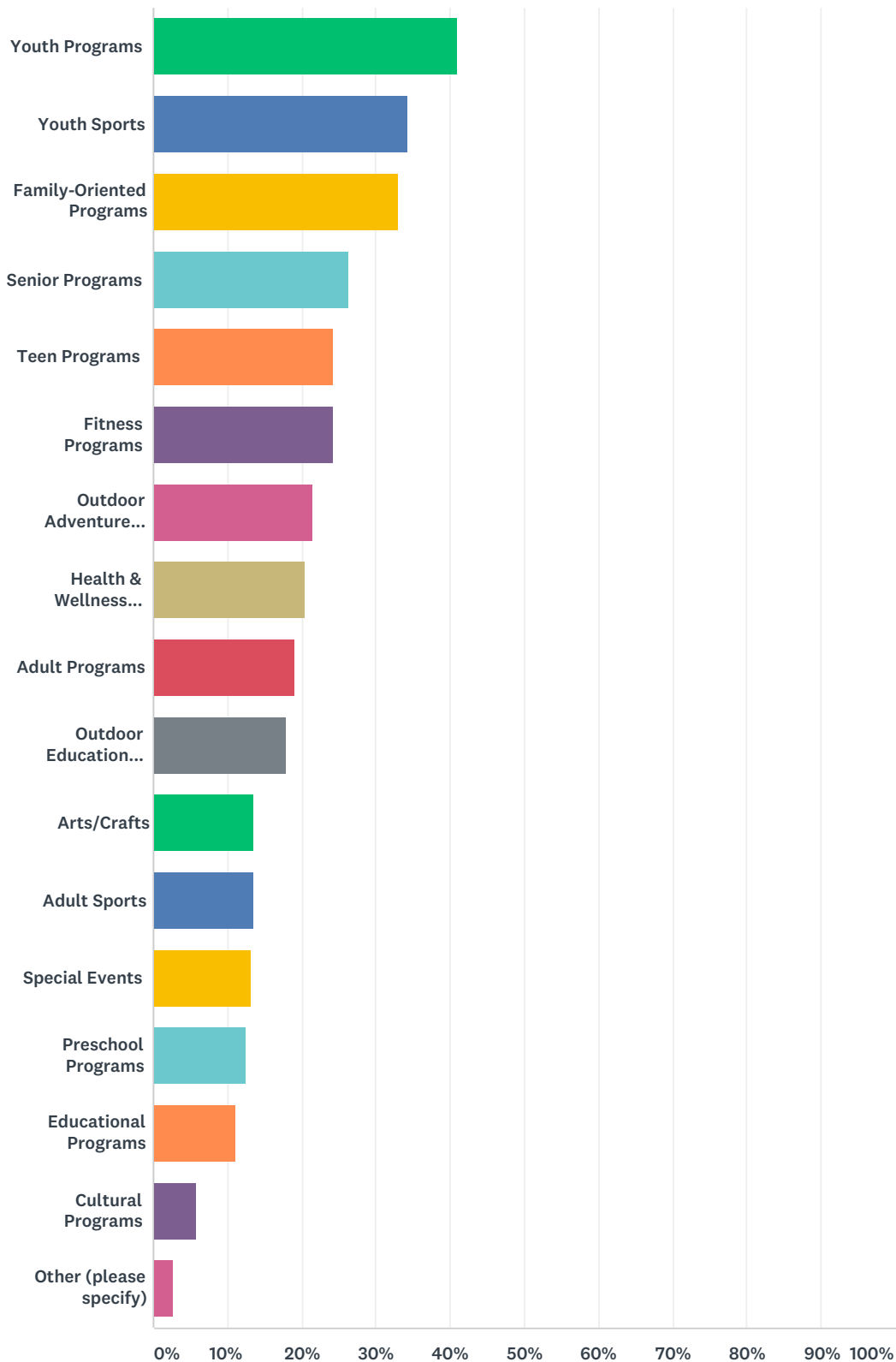
Answered: 798 Skipped: 17



ANSWER CHOICES	RESPONSES	
Yes	38.85%	310
No	61.15%	488
TOTAL		798

Q14 What types of recreational programs do you believe are the most important for the Township to provide? Select your top three choices.

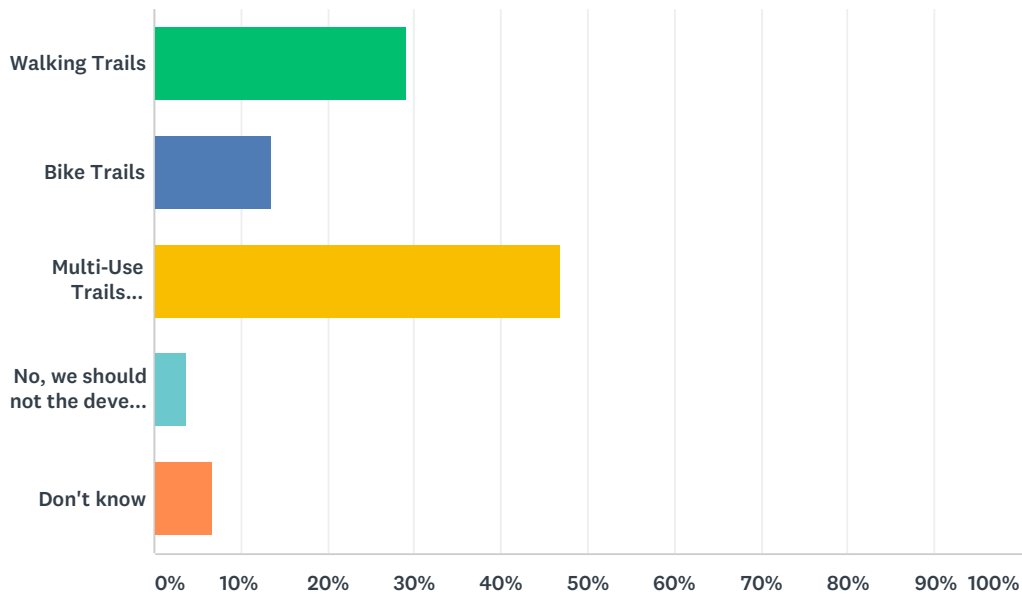
Answered: 190 Skipped: 625



ANSWER CHOICES	RESPONSES	
Youth Programs	41.05%	78
Youth Sports	34.21%	65
Family-Oriented Programs	33.16%	63
Senior Programs	26.32%	50
Teen Programs	24.21%	46
Fitness Programs	24.21%	46
Outdoor Adventure Programs	21.58%	41
Health & Wellness Programs	20.53%	39
Adult Programs	18.95%	36
Outdoor Education Programs	17.89%	34
Arts/Crafts	13.68%	26
Adult Sports	13.68%	26
Special Events	13.16%	25
Preschool Programs	12.63%	24
Educational Programs	11.05%	21
Cultural Programs	5.79%	11
Other (please specify)	2.63%	5
Total Respondents: 190		

Q15 Would you or members of your household support the development of trails within the Township and surrounding areas?

Answered: 799 Skipped: 16



ANSWER CHOICES	RESPONSES	
Walking Trails	29.04%	232
Bike Trails	13.64%	109
Multi-Use Trails Connecting Parks, Schools and Neighborhoods	46.81%	374
No, we should not the develop trails	3.75%	30
Don't know	6.76%	54
TOTAL		799